


GM GEN III / GEN IV V-8 LS1/LS2/LS6 1997/2007 HARDWARE

BOLT

M8x1.25x20



11515756

PDP #
B-756

HEAD PLUG

M12x1.50x21




11610259
12553191

PDP #
HP-259

AUTO FLYWHEEL BOLT

M11x1.50x23



12553332

PDP #
AFB-332

BOLT

M9x1.00x43



00000000

PDP #
B-104

BOLT

M8x1.25x30



12515758

PDP #
B-758

HEAD BOLT

LS1 / LS2 M8x1.25x45



12558840

Head Bolt Short

PDP #
HB-840

HEAD BOLT

LS1 / LS2 M11x2.0x100



12560745

Head Bolt Medium

PDP #
HB-745

HEAD BOLT

LS1 / LS2 M11x2.0x156



12588291 Head Bolt Long
12560744

PDP #
HB-291

GM GEN III / GEN IV V-8 LS1/LS2/LS6 1997/2007 HARDWARE

HARMONIC BALANCER BOLT

M16x2.00x126



00000000

PDP #
HBB-109

HARMONIC BALANCER BOLT

M16x200x103



12557840

PDP #
HBB-840

BOLT

M11x2.00x155



11588291

PDP #
B-291

BOLT

M8x1.25x24



00000000

PDP #
B-112

CAM GEAR BOLT

M8x1.2x24



00000000

PDP #
CGB-113

BOLT

M6x1.00x136



00000000

PDP #
B-114

BOLT

M8x1.25x105



00000000

PDP #
B-115

BOLT

M10x1.50x75



00000000

PDP #
B-116

GM GEN III / GEN IV V-8 LS1/LS2/LS6 1997/2007 HARDWARE

BOLT

M6x1.00x113



PDP #
B-117

00000000

BOLT

M6x1.00x90



PDP #
B-118

00000000

BOLT

M10x1.50x103



PDP #
B-119

00000000

BOLT

M8x1.25x82




PDP #
B-120

00000000

BOLT

M16x1.50x70



PDP #
B-121

00000000

BOLT

M6x1.00x34



EPP #
B-122

00000000

BOLT

M8x1.25x39



PDP #
B-123

00000000

ROCKER ARM BOLT

4.8-5.3-5.7-6.0 V-8

M8x1.25x47



PDP #
RAB-961

12560961

GM GEN III / GEN IV V-8 LS1/LS2/LS6 1997/2007 HARDWARE

BOLT

M6 x1.00x40



00000000

PDP #
B-125

BOLT

M11x1.50x115



00000000

PDP #
B-126

BOLT

M11x1.50x108



00000000

PDP #
B-127

BOLT

M11x1.50x90



00000000

PDP #
B-128

GM GEN III / GEN IV V-8 LS1/LS2/LS6 1997/2007 HARDWARE

TIMING COVER CAMSHAFT SENSOR

3 Pin



PDP #
TCS-545

12585545

TIMING COVER CAMSHAFT SENSOR 6.0 GM V-8

3 Pin



PDP #
TCS-470

12580470

TIMING COVER WIRE HARNESS 5.3 GM V-8



PLUG
3 Pin

PDP #
TCW-593

3593

TIMING COVER SENSOR BRACKET 5.3 GM V-8



PDP #
TCB-0000

0000

SENSOR

3 Pin



PDP #
S-992

12588992

CRANKSHAFT SENSOR

3 Pin



PDP #
CSS-228

12560228

SENSOR

3 Pin



PDP #
S-107

12573107

KNOCK SENSOR



PDP #
KS-603

12589867
10456603

GM GEN III / GEN IV V-8 LS1/LS2/LS6 1997/2007 HARDWARE

SENSOR



PDP #
S-122

280 130 122

SENSOR



PDP #
S-388

6388

CAM SENSOR



3 Pin
5.7

PDP #
CS-211

12561211

SENSOR



3 Pin

PDP #
S-546

12585546

COIL



4 Pin

PDP #
C-190

12573190

COIL



4 Pin

PDP #
C-218

19005218

COIL



4 Pin

PDP #
C-616

12570616

COIL



4 Pin

PDP #
C-693

12558693

GM GEN III / GEN IV V-8 LS1/LS2/LS6 1997/2007 HARDWARE

COIL

4 Pin



12558948

PDP #
C-948

COIL BRACKET



12580353

PDP #
CB-353

COIL BRACKET



12569188

PDP #
CB-188

COIL BRACKET



00000000

PDP #
CB-101

COIL WIRING HARNESS



12569188

CWH-188

COIL WIRING HARNESS



12580353

PDP #
C-353

GM GEN III / GEN IV V-8 LS1/LS2/LS6 1997/2007 HARDWARE

REAR SEAL HOLDER

4.8/5.3/5.7/6.0



Casting #
12572014

PDP #
RSH-014

REAR SEAL HOLDER

4.8/5.3/5.7/6.0



Casting #
12587100

PDP #
RSH-100

REAR SEAL HOLDER

4.8/5.3/5.7/6.0



Casting #
12598301

PDP #
RSH-301

REAR SEAL HOLDER BOLT

M8x1.25x24



Zinc Plated
00000000

PDP #
RSB-101

GM GEN III / GEN IV V-8 LS1/LS2/LS6 1997/2007 HARDWARE

TIMING COVER

6.0 V-8



W/SENSOR HOLE
DRIVERS SIDE

Casting #
12576267

PDP #
TCC-267

TIMING COVER



W/SENSOR HOLE
DRIVERS SIDE

Casting #
12600326

PDP #
TCC-326

TIMING COVER



W/SENSOR HOLE
DRIVERS SIDE

Casting #
12594940

PDP #
TCC-940

TIMING COVER



W/SENSOR HOLE
PASS SIDE

Casting #
12580288

PDP #
TCC-288

TIMING COVER

4.8
5.3
5.7
6.0



Casting #
12556623

PDP #
TCC-623

TIMING COVER

7.0



W/SENSOR HOLE
DRIVERS SIDE

Casting #
12579941

PDP #
TCC-941

TIMING COVER

W/SENSOR HOLE
PASS SIDE



Casting #
00000000

PDP #
TCC-101

TIMING COVER

W/SENSOR HOLE
PASS SIDE



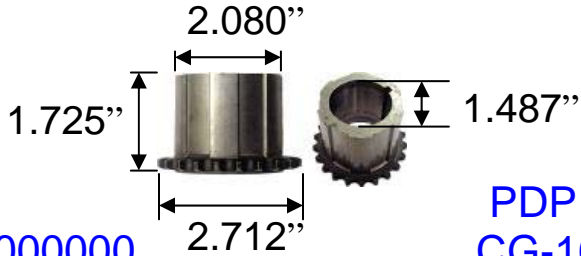
Casting #
12597629

PDP #
TCC-629

GM GEN III / GEN IV V-8 LS1/LS2/LS6 1997/2007 HARDWARE

CRANKSHAFT GEAR

4.8/5.3/5.7/6.0



00000000

PDP #
CG-101

TIMING CHAIN

4.8/5.3/5.7/6.0/6.2



00000000

PDP #
TC-101

CAM GEAR

GM 5.7 V-8



12586481

PDP #
CG-481

CAM GEAR

4.8/5.3/5.7



00000000

PDP #
CG-101

CAM GEAR

6.0 V-8



12576407

PDP #
CG-407


CAM GEAR



12591689

PDP #
CG-689

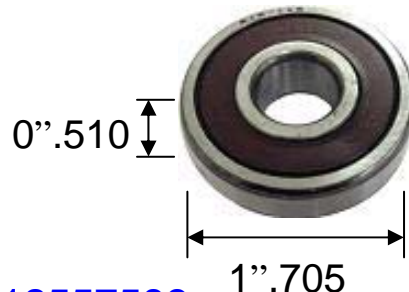
OIL PLUG FRONT BLOCK



9427693

PDP #
OPFB-693

CRANKSHAFT PILOT BEARING



12557583

PDP #
CPB-583

GM GEN III / GEN IV V-8 LS1/LS2/LS6 1997/2007 HARDWARE

DOWEL PIN



12570326

PDP #
DP-326

WOODRUFF KEY



12561513

PDP #
WK-513

CAM SHAFT THRUST PLATE BOLT

4.8/5.3/5.7/6.0/6.2 V-8 1997-2008
M8x1.25x18



00000000

PDP #
CST-101

CAM SHAFT THRUST PLATE

4.8/5.3/5.7/6.0




00000000

PDP #
CSP-101

INTAKE VALVE

4.8/5.3 V-8



Fits Head Casting # 682-706-799

PDP #
IV-101

INTAKE VALVE

5.7/6.0 V-8




Fits Head Casting # 317-243

PDP #
IV-102

INTAKE VALVE

6.2 V-8



Fits Head Casting # 5364

PDP #
IV-103

EXHAUST VALVE

4.8/5.3/5.7/6.0/6.2 V-8



All GEN III-IV Heads

PDP #
EV-101

GM GEN III / GEN IV V-8 LS1/LS2/LS6 1997/2007 HARDWARE

TIMING CHAIN TENSIONER



12588670

PDP #
TCT-670

PLASTIC OIL GALLEY PLUG

M15x1.50x44



12573460

PDP #
PGP-460

SPARK PLUG WIRE



00000000

PDP #
SPW-101

SPARK PLUG WIRE



00000000

PDP #
SPW-102

SPARK PLUG WIRE



00000000

PDP #
SPW-103

SPARK PLUG WIRE



00000000

PDP #
SPW-104

ROLLER LIFTER

2006-2008



00000000

PDP #
RL-101

ROLLER LIFTER

1997/2008



00000000

PDP #
RL-102

GM GEN III / GEN IV V-8 LS1/LS2/LS6 1997/2007 HARDWARE

STEAM TUBE



00000000

PDP #
ST-101

STEAM TUBE



00000000

PDP #
ST-102

STEAM TUBE



00000000

PDP #
ST-103

STEAM TUBE



00000000

PDP #
ST-104

ROLLER ROCKER ARM

4.8-5.3-5.7-6.0



00000000

PDP #
RRA-101

STEAM HOLE COVER



1260254

PDP #
SHC-254

WINDAGE TRAY

4.8/ 5.3/ 5.7/ 6.0/ 6.2

FWD



12589193

PDP #
WTF-193

WINDAGE TRAY

4.8/ 5.3/ 5.7/ 6.0/ 6.2

RWD



12558189

PDP #
WTR-189

GM GEN III / GEN IV V-8 LS1/LS2/LS6 1997/2007 HARDWARE

LIFTER GUIDE HOLDERS



00000000 1 Green Dot PDP # LGP-101

LIFTER GUIDE HOLDERS



#12571596 2 White Dots PDP # LGP-596

LIFTER GUIDE HOLDERS



12571608 2 Blue Dots PDP # LGP-608


LIFTER GUIDE HOLDERS



12595365 1 White Dot PDP # LGP-365

GM GEN III / GEN IV V-8 LS1/LS2/LS6 1997/2007 HARDWARE

**VALVE SPRING
REGULAR**



PDP #
VSP-101

#00000000

**VALVE SPRING
YELLOW**



PDP #
VSY-102

00000000

**VALVE SPRING
RETAINER**



PDP #
VSR-101

00000000

VALVE STEM SEAL



PDP #
VSS-101

000000

GM GEN III / GEN IV V-8 LS1/LS2/LS6 1997/2007 HARDWARE

VALLEY COVER

Top




Bottom

Casting #
12561107

PDP #
VC-107

VALLEY COVER

Top



Bottom

Casting #
12577927

PDP #
VC-927

VALLEY COVER

Top



Bottom

Casting #
12570471

PDP #
VC-471

VALLEY COVER

Top




Bottom

Casting #
12580901

PDP #
VC-901

GM GEN III / GEN IV V-8 LS1/LS2/LS6 1997/2007 HARDWARE

BRASS WATER JACKET PLUG



12561663

PDP #
WJP-663


OIL GALLEY PLUG



11588426

PDP #
OGP-426

OIL GALLEY PLUG




12571164

PDP #
OGP-164

PLUG

M12x1.75x12



PLUG

M20x1.50x29



00000000

PDP #
P-105

GM GEN III / GEN IV V-8 LS1/LS2/LS6 1997/2007 HARDWARE

OIL PAN

2005/2006 V-8 Cylinder



Casting #
12581810

PDP #
OP-810

OIL PAN

Corvette 2001/2004 V-8 Cylinders



Casting #
12561828

PDP #
OP-828

OIL PAN

2006 Front wheel drive Impala SS,
Pontiac Grand Prix V-8 Cylinder



Casting #
12569041

PDP #
OP-041

OIL PAN

Trail Blazer V-8 Cylinders



Casting #
12586609

PDP #
OP-609

OIL PAN

97-2007 Van-Truck V-8 Cylinders



Casting #
12579273

PDP #
OP-273

OIL PAN

6.0/6.2 V-8 Cylinders



Casting #
12609074

PDP #
OP-074

OIL PAN

2004-2006 V-8 Cylinders



Casting #
12581210


PDP #
OP-210

GM GEN III / GEN IV V-8 5.3 V-8 BLOCKS

CAM SENSOR HOLE

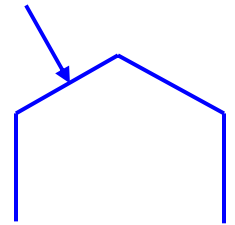


OPEN VALLEY

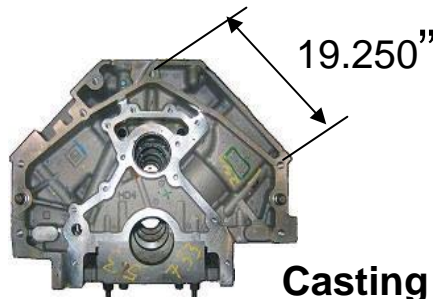


Casting # 12566910
RWD

STD TYPE CHEVY
BOLT PATTERN


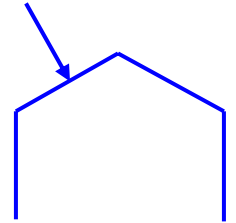


8-STUD TYPE VALLEY AERA




Casting # 12572733
RWD

STD TYPE CHEVY
BOLT PATTERN

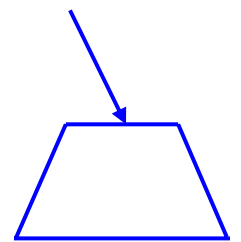


8 STUD TYPE
VALLEY AERA




Casting # 12569004
FWD

BOLT PATTERN

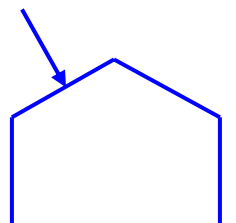


8-STUD TYPE VALLEY AERA



Casting # 12601900
RWD

STD TYPE CHEVY
BOLT PATTERN



CRANK ID

4.8



99/08 4.8 V-8 Casting # 12553482

DOUBLE RELUCTOR WHEEL
(FACTORY COLOR PURPLE PAINT)

5.3

DRILL SIZE
.700 WIDTH



Apx. 0" / 1/2" Deep
Balance Hole

05/08 5.3 V-8 Casting # 12532216

NO BALANCE HOLE IN # 1 ROD
HOLE OR NOT TO DEEP
BALANCE IN # 1 ROD ALSO
WITH GROOVE # 1 COUNTER
WEIGHT
(NO COLOR)
SINGLE RELUCTOR WHEEL

5.3

DRILL SIZE
.700 WIDTH



99-06 5.3 V-8 Casting # 12552216

NO BALANCE HOLE IN # 1 ROD
HOLE OR NOT TO DEEP
BALANCE IN # 1 ROD HOLE
(FACTORY COLOR LIGHT GREEN PAINT)

5.7/6.0

DRILL SIZE
.800 WIDTH



97-08 5.7/6.0 CASTING # 12552216


DEEP BALANCE HOLE # 1 ROD
(FACTORY DARK BLUE PAINT)

Apx. 1 3/4" / 2" Deep
Balance Hole

CRANK ID

5.7 CORVETTE

HOLE DRILLED



WITH CENTER HOLE DRILLED THROUGH THE CENTER OF CRANKSHAFT

CORVETTE
97-08

99-08
4.8
PURPLE

06-08
5.3
W/GROOVE
NO COLOR

99-05
5.3
LIGHT GREEN

97-08
5.7/6.0
DARK BLUE

97-08
5.7
CORVETTE
YELLOW



GM GEN III / GEN IV V-8 LS1/LS2/LS6 1997/2007 HARDWARE

OIL PUMP



4.8/5.3/5.7/6.0
Casting # 12556436

OIL PUMP



6.2
Casting # 12571896

OIL PUMP



7.0
Casting # Unavailable

GM
GEN III / GEN IV V-8
LS1/LS2/LS6 1997/2007 HARDWARE

This catalog is for
Identification only. The part
Numbers are for reference.
Please feel free to add any
Hardware and/or parts you
Think fit.

ENGINE SIZES (ALL V-8)

4.8

5.3

5.7

6.0

6.2